

Board & Batten Accessories

J-CHANNEL

3/4" J-Channel Specifications: 10' in length

J-Channel is installed around doors and windows to accept the TruLog siding. When installing board & batten siding, the siding slides into the channel to hide the cut siding.



BOLD BAND BOARD

Specifications: 10' in length

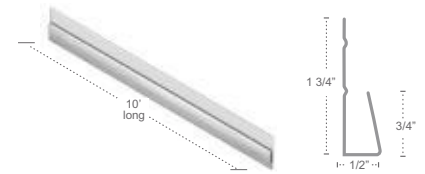
The band board is used to transition one section of the board and batten on top of another. If you have a wall taller than 10 ft, the band board is used to cap the lower section and also act as the starting point for the next section above it.



SILL TRIM

Sill Trim Specifications: 10' in length

Sill is used to cover the cut edges of steel when you cut your panel down to it around your doors and windows.



RAT STOP/STARTER

Rat Stop Specifications: 10' in length

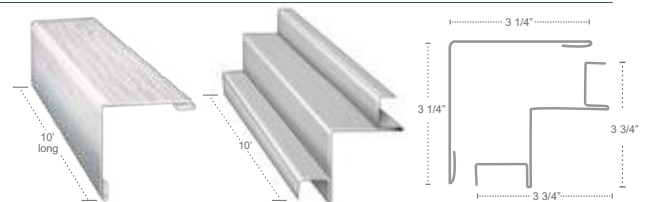
The starting point for your installation – installed at the bottom of the wall just like other starter material, and prevents any rodents from getting behind the siding.



CORNER BASE & CAP

3 3/4" Wide Corner Base & Cap Specifications: 10' in length

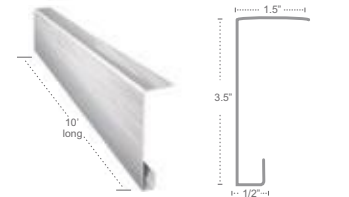
Corner bases & caps are used to cover up the corners of your house and hide the cut metal siding.



BOLD WINDOW & DOOR TRIM

Bold Window Trim Specifications: 10' in length

A great inishing piece for your home – it provides your windows and doors with a bold, trimmed out look like you would see with a 1x4 or 2x4.



J BLOCKS (Light, Utility)



VENTS (Dryer Vent, Exhaust Vent)



CUSTOM TRIM (10' piece)

We can fabricate just about any custom trim piece you need if you provide dimensions and a drawing.

COIL

We can provide color matched coil stock for you to bend custom trim on the jobsite.