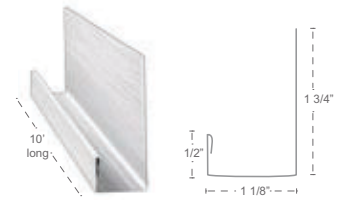


# Log Accessories

## J-CHANNEL

**1 1/8" J-Channel Specifications: 10' in length**


J-Channel is installed around doors and windows to accept the TruLog siding. When installing the siding, the log siding slides into the channel to hide the cut siding.



## SILL TRIM

**Sill Trim Specifications: 10' in length**

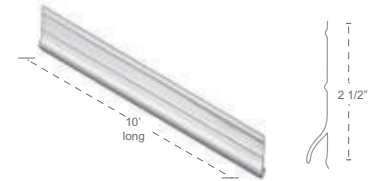
Undersill is used to hold your faux log siding in place underneath windows, because there will be a jagged edge because of the cut made to fit under the window.



## STARTER STRIP

**2 1/2" Starter Strip Specifications: 10' in length**


The starting point for your whole installation – used to lock the first panel of our metal log home siding to your home.



## CORNER BASE & CAP

**1 1/8" Wide Corner Base & Cap Specifications: 10' in length**

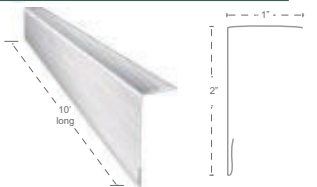
Corner bases & caps are used to cover up the corners of your house and hide the cut metal siding.



## FRIEZE BOARD CROWN

**Specifications: 10' in length**

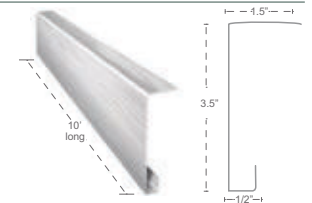
One of the last siding accessories to install on your log home – Frieze board is used where the top metal siding panel meets your soffit.



## BOLD WINDOW & DOOR TRIM

**Bold Window Trim Specifications: 10' in length**

A great finishing piece for your home – it provides your windows and doors with a bold, trimmed out look like you would see with a 1x4 or 2x4.



## J BLOCKS (Light, Utility)




## VENTS (Dryer Vent, Exhaust Vent)



## ROCK TRANSITION (10' piece)

Rock transition is used to separate and transition for a stone or rock wainscoting to our steel siding. This piece can be customized to the specific profile of your rock or stone. This will act as a flashing and also a starting point for our siding.



## CUSTOM TRIM (10' piece)

We can fabricate just about any custom trim piece you need if you provide dimensions and a drawing.

## COIL

We can provide color matched coil stock for you to bend custom trim on the jobsite.