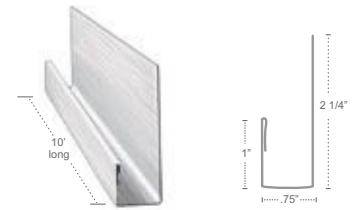


Steel Lap Siding Accessories

J-CHANNEL

3/4" J-Channel Specifications: 10' in length


J-Channel is installed around doors and windows to accept the TruLog siding. When installing the lap siding, the siding slides into the channel to hide the cut siding.



SILL TRIM

Sill Trim Specifications: 10' in length

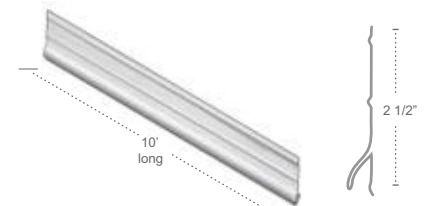
Sill is used to cover the cut edges of steel when you cut your panel down to it around your doors and windows.



STARTER STRIP

2 1/2" Starter Strip Specifications: 10' in length

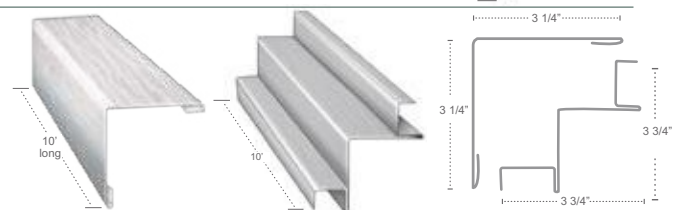
H-Starter (Starter strip) is the first siding accessory you will install on your home because it is the starting point for your whole installation. The Starter strip is used to lock the first panel of the lap siding to your home.



CORNER BASE & CAP

3 1/4" Wide Corner Base & Cap Specifications: 10' in length

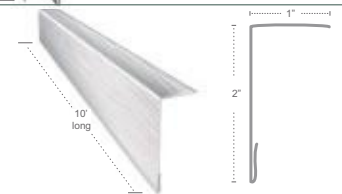
Corner bases & caps are used to cover up the corners of your house and hide the cut metal siding.



FRIEZE BOARD/CROWN

Specifications: 10' in length

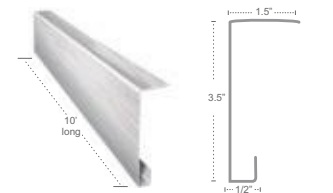
One of the last siding accessories to install on your lap home – Frieze board is used where the top lap siding panel meets your soffit.



BOLD WINDOW & DOOR TRIM

Bold Window Trim Specifications: 10' in length


A great inishing piece for your home – it provides your windows and doors with a bold, trimmed out look like you would see with a 1x4 or 2x4.



J BLOCKS (Light, Utility)




VENTS (Dryer Vent, Exhaust Vent)



ROCK TRANSITION (10' piece)

Rock transition is used to separate and transition for a stone or rock wainscoting to our steel siding. This piece can be customized to the specific profile of your rock or stone. This will act as a lashing and also a starting point for our siding.



CUSTOM TRIM (10' piece)

We can fabricate just about any custom trim piece you need if you provide dimensions and a drawing.

COIL

We can provide color matched coil stock for you to bend custom trim on the jobsite.